

Starting an Honors Course Attribute Proposal

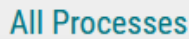
1. Login to Curriculog, <https://pitt.curriculog.com/>

A rectangular button with the word "Login" in blue text.

2. Click New Proposal

A dark teal button with a white plus sign and the text "New Proposal" in white.

3. Choose the Courses tab


A light blue tab with the text "All Processes" in blue.A light blue tab with the text "Courses" in blue.

4. Navigate to the HONS - Course Attribute Approval process

A header section with the text "HONS - Course Attribute Approval" in blue.

3 mandatory 3 total

5. Click Start Proposal

A dark grey button with the text "Start Proposal" in white.

6. Complete all the required and necessary fields.
7. Click Validate and Launch Proposal

A light blue button with a blue key icon and the text "Validate and Launch Proposal" in blue.

8. Locate the Decisions tab on the left column.


A dark teal button with a white checkmark icon and the text "Decisions" in white.

9. Choose your option then click Make My Decision

What would you like to do with this proposal?

- Approve
- Reject
- Hold
- Suspend
- Cancel
- Custom Route

Please comment on your decision below.

A large, empty white text input field with a light blue border.A dark teal button with the text "Make My Decision" in white.